

# history and citizenship programme for secondary schools 2009–10

All pre-booked school visits to the Museum are free of charge



The acrid smell of coffee  
A scalding cup of tea  
How sweet is sugar really  
that caused some hands to bleed?

# National Maritime Museum, Queen's House and Royal Observatory, Greenwich a school visit

A visit to the National Maritime Museum, Greenwich, offers a truly superb day out and a compelling learning experience for students. All sessions (excluding the Planetarium) are free and must be booked in advance.



## The National Maritime Museum

---

Discover stories of maritime history through famous heroes, intrepid explorers, ordinary seamen and ships' passengers. Explore Britain's Atlantic empire from the 16th century to the post-abolition period and investigate the human-rights issues raised by transatlantic slavery.



## The Royal Observatory, Greenwich

---

The Observatory is home to Greenwich Mean Time, the Prime Meridian (Longitude 0°), the 120-seat Peter Harrison Planetarium, and is one of the most important historic scientific sites in the world. It was founded by Charles II in 1675 and is, by international decree, the official starting point for each new day, year and millennium. It was also the residence of the Astronomer Royal until the 1950s.



## The Queen's House

---

A 'house of delight' for Queen Henrietta Maria, wife of Charles I, this architectural masterpiece was designed by Inigo Jones. In the Queen's House you can meet an array of Tudors and Stuarts through their portraits and enjoy famous paintings of the Spanish Armada.



## Maritime Greenwich

---

Set within the breathtaking Maritime Greenwich World Heritage Site, a short journey from central London, a school visit also includes opportunities to explore the scenic, tree lined spaces of Greenwich Park and experience one of the finest views in London.

## history and citizenship: key stage 3

# learning sessions for students

### Armada Study Day

*History: Key Stage 3*

Through a series of activities, including an engaging actor-led session, students will explore the background to the Spanish Armada, and discover for themselves why the Armada failed. This lively and varied study day includes:

**Pictures and Portraits** - explore key images including portraits of Elizabeth I, Phillip II and Francis Drake, as well as pictures of the English fireship attack.

**Manuscripts** - a unique opportunity to view and decipher original 16th century manuscripts including a spy book made for Francis Walsingham, Elizabeth I's spymaster, and Phillip II's orders to his captains.

**Actor-led session** - Dan Pew tells of how it was to serve under Francis Drake, one of the English commanders during the Spanish invasion campaign.

**Object handling** - A hands-on session in which students investigate replica handling objects covering a variety of different themes, from life on board ship to the different strategies employed by the Spanish and English fleets.

**Wednesdays 10.00 – 15.00**

**30 September, 14 October, 25 November,  
16 December, 20 January, 24 February,  
17 March, 28 April, 19 May, 23 June**

**Accommodates 90 students**



### Stuart Study Day

*History: Key Stage 3*

This lively and varied study day uses original Stuart portraits and manuscripts, as well as an engaging actor-led session, to explore the Stuart dynasty and its links to Greenwich. The day includes:

**Portraits** - explore Stuart portraits including James I, Charles I and their wives. Through these key portraits students will learn more about the personalities of these Stuart monarchs.

**17th century manuscripts** - a rare opportunity to view and decipher original manuscripts. These engaging primary sources allow students to trace the momentous changes of the 17th century.

**Actor-led session** - Mistress Babbington brings alive the rituals and practices, court etiquette, attitudes and anxieties of Stuart Greenwich on the eve of Civil War.

**House detectives** - examine the ideas and attitudes encoded in the architecture of the Queen's House and the Royal Observatory. What do these important Stuart buildings tell us of the life and times of their royal inhabitants and sponsors?

**Wednesdays 10.00 – 15.00**

**2 December, 10 March, 24 March, 12 May**

**Accommodates 90 students**



**All sessions are free and must be booked in advance**

## history and citizenship: key stage 3

# learning sessions for students

### Transatlantic Slavery Study Day

*History: Key Stage 3*

Free Atlantic Worlds resource pack included with all pre-booked sessions.

This study day includes a range of sessions to help students explore the history of transatlantic slavery. Activities range from examining museum objects to using the latest technology to facilitate personalized learning in the 'Atlantic Worlds' gallery. Throughout the course of the day the following themes are covered:

- economic motives for slavery
- the 'triangular trade'
- the 'Middle Passage'
- plantation conditions
- resistance and abolition.



The day includes:

#### **Working with Sources**

A hands-on session in which students take on the role of curators. Selecting from replica handling objects and images, they explore several themes around transatlantic slavery. Group presentations and class debate encourage students to justify their selections. Includes an introductory overview of transatlantic slavery.

#### **Manuscripts**

A unique opportunity to view the Museum's collection of original documents, including ships' logs, plantation inventories and slave-ship account books. Experts will be present to guide students and answer questions.

#### **'Atlantic Worlds' gallery and post-visit activity**

By the 1730s, Britain had become the largest slave trading country in the world; the 'Atlantic Worlds' gallery displays a wide range of material relating to transatlantic slavery. Whilst visiting the gallery students will use specially adapted mobile 'phones to collect information about the objects on display, recording their own interpretations of what these objects tell us about enslavement. Back in the classroom students can use this information to create and share a multi-media display.

**Tuesdays 10.00 – 14.00**

**Accommodates 60 students**

## key stages 3 and 4

# learning sessions for students

### Transatlantic Slavery: a shared history

*Citizenship: Key Stages 3 and 4*

Free Atlantic Worlds resource pack included with all pre-booked sessions.

In this hands-on session students investigate the human-rights issues raised by transatlantic slavery, its many legacies and how it continues to influence identity and society today. Activities include object handling and image-based discussion. Themes covered include:

- citizenship
- human rights
- racism
- diversity.

**Thursdays 10.30 and 13.00**

**8 October, 12 November, 10 December,  
4 February, 18 March, 1 July, 15 July**

**Sessions accommodate 30 students  
and last 90 minutes.**



The National Maritime Museum is the lead partner in the Understanding Slavery Initiative, a national education programme promoting the effective teaching of transatlantic slavery. The initiative encourages and supports teachers, educators and young people to examine this history, and its legacies, through museum collections.

### Slavery: London and beyond

*History: Key Stage 3*

Free Atlantic Worlds resource pack included with all pre-booked sessions.

An innovative dual-site experience for Key Stage 3 students studying the history of transatlantic slavery, incorporating visits to both the National Maritime Museum and the Museum of London Docklands.

The National Maritime Museum's 'Atlantic Worlds' gallery explores the movement of people, goods and ideas across the Atlantic Ocean, including the forced movement of ten million people to the Americas during the course of transatlantic slavery. Students will explore the history of transatlantic slavery through the examination of museum objects and will also have an opportunity to explore the Gallery.

The 'London, Sugar and Slavery' gallery at The Museum of London Docklands examines the impact and legacy of transatlantic slavery on the development of, and life in, the Capital. At the Museum students will experience an illustrated presentation on London, Sugar and Slavery and have an opportunity to explore the Gallery.

Schools can travel between the two sites using the DLR or Thames Clipper service, both of which are within easy reach of the museums.

**Please contact Museum of London Docklands to arrange a booking.**

**T: 020 7001 9844**

**E: [groups@museumoflondon.org.uk](mailto:groups@museumoflondon.org.uk)**



**10.30 – 14.30 | Thursday 24 September,  
Tuesday 20 October, Tuesday 26 January,  
Tuesday 30 March, Tuesday 18 May**

**Accommodates 60 students**

**All sessions are free and must be booked in advance**

# National Maritime Museum, Queen's House and Royal Observatory, Greenwich

## professional development

The National Maritime Museum's world-class collections and curatorial expertise provide unique learning opportunities across the curriculum. Enhance your subject knowledge and discover new approaches to teaching and learning through our fascinating, curriculum-linked Continuing Professional Development sessions.

### The Tudors

Develop your subject knowledge of the Tudor period, from life in Tudor times and Tudor exploration to the events of the Spanish Armada.



**Monday 8 February 2010**

### Histories and Legacies of Transatlantic Slavery

Enhance your knowledge about the histories and legacies of transatlantic slavery and discover approaches to teaching and learning about this sensitive subject area.



**Tuesday 9 February 2010**

### Learning Outside the Classroom

*Inspiring cross-curricular learning*

Find out about learning in a real context, getting the most out of a visit to the Museum and embedding learning-outside-the-classroom across curriculum planning.



**Thursday 11 February 2010**

### Teachers' Open Day

*For Foundation Stage, Primary and Secondary teachers*

An opportunity to:

- view the Museum's learning resources and facilities
- meet the Learning team
- take a guided tour of the National Maritime Museum, Queen's House and Royal Observatory
- find out about programmes for schools and enjoy a range of taster sessions
- experience a Planetarium show in the 120-seat Peter Harrison Planetarium

**Saturday 3 October 2009 11.00 – 16.00**

**Places are limited and must be booked in advance**

**Free**

**'All sessions were informative and the staff were very helpful.'**

**Teacher attending Open Day**

### Making a booking

Book more than one session, and benefit from a reduction in price:

**£40 per delegate for one day**

**£70 for two days**

**£95 for three days**

**Students free**

All CPD days run from 10.00 – 16.00 (unless specified) and include tea, coffee and lunch.

To book your place:

**T: 020 8312 6608**

**E: [bookings@nmm.ac.uk](mailto:bookings@nmm.ac.uk)**

## Please note

Cancellation of a pre-booked session less than 28 days before your visit, or bringing less than half your booked numbers, will incur a fee of £150 for a full study day, or a fee of £75 for a session.

All cancellations must be received in writing, by post or email, by our Bookings team.

## How to book a visit

Booking a visit could not be simpler. Please telephone or e-mail the Bookings Unit to arrange, ensuring you have completed the following check list.

- You have the preferred date of your visit, preferably also with a range of possible alternatives.
- You can provide a description of the learning needs of your group, including any Special Educational Needs.
- The number of adults attending is sufficient to meet the minimum requirement of one adult for every ten students.

Please remember to ask about relevant support materials for your visit and enquire about the availability of the lunch room

Our Bookings Team will be happy to provide advice on getting around the site and will post resources, site plans and an itinerary with your confirmation to help you to prepare students and group leaders prior to your visit.


T: 020 8312 6608

F: 020 8312 6522

E: [bookings@nmm.ac.uk](mailto:bookings@nmm.ac.uk)

## Printed Resources

© RecycleNow Partners



Maritime Greenwich is a beautiful and famous World Heritage Site with thousands of visitors. Please help us to look after Greenwich and the Museum by disposing properly of all litter and other waste in the rubbish or recycling bins provided.




### 'Freedom'

£14.99

*History and Citizenship, KS3*

A comprehensive guide to teaching about transatlantic slavery, with detailed notes on the triangular trade, oppression, resistance, abolition in Britain and the impact of the trade. The resource includes 29 full-colour object cards and extensive classroom activity sheets.



### Atlantic Worlds:

£9.99

*History and Citizenship, KS3*

This teacher's resource has been designed to support the teaching and learning of History and Citizenship at Key Stage 3. This resource can be used to enhance the learning value of a visit to the National Maritime Museum as well as an aid for classroom lessons. (Free with pre-booked Transatlantic Slavery sessions and Study Days.)

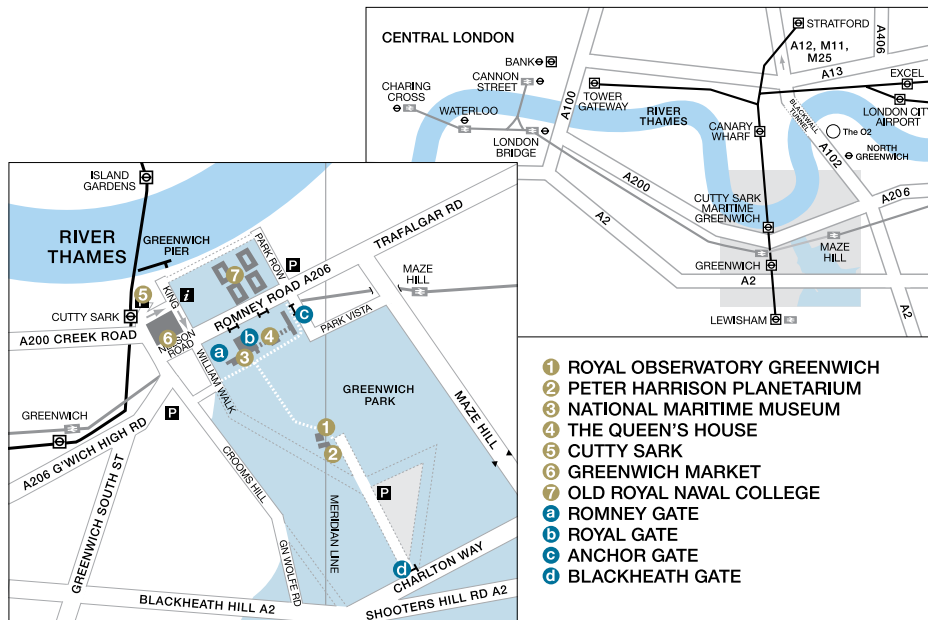


Winner of the Sandford Award for Heritage Learning

[see nmm.ac.uk/schools](http://nmm.ac.uk/schools) for further resources

# National Maritime Museum, Queen's House and Royal Observatory, Greenwich

## how to get to Greenwich



### By Rail

#### Docklands Light Railway

to Cutty Sark for Maritime Greenwich.

#### Mainline

London to Greenwich in about 20 minutes from Charing Cross / Waterloo East / Cannon Street / London Bridge.

### By River

Catch the riverboat to Greenwich from Westminster / Waterloo / Embankment / Tower Pier.

### By Road

Recommended road connection from the M25 via A2 Junction 2 or M11 / A12 Blackwall Tunnel

### Car Parking

car parks are situated at

- Cutty Sark Gardens
- Park Row (on the opposite side of Romney Road to the Museum)
- Greenwich Park adjacent to the Observatory

### By Bus

To Blackheath 53 / 54 / 202 / 380

To Greenwich 177 / 180 / 188 / 199 / 286 / 386

### Coach Parking

Free coach parking is available on Charlton Way and Norman Road. Coaches may set down in the bus lane on Romney Road at the Museum gate.

### London Travel Information

**T** 020 7222 1234

**W** [www.tfl.gov.uk](http://www.tfl.gov.uk)

### Opening Times

10.00 – 17.00 daily

### Last Admission

Half an hour before closing

### Closed

24 – 26 December

### Bookings Unit

**T** 020 8312 6608

**F** 020 8312 6522

**E** [bookings@nmm.ac.uk](mailto:bookings@nmm.ac.uk)

### Learning and Interpretation

**W** [www.nmm.ac.uk/schools](http://www.nmm.ac.uk/schools)

### National Maritime Museum

London SE10 9NF

**W** [www.nmm.ac.uk](http://www.nmm.ac.uk)

### Royal Observatory, Greenwich

**W** [www.rog.nmm.ac.uk](http://www.rog.nmm.ac.uk)