

## ***The National Maritime Museum: Visual Guide***

***This guide has been created to help visitors understand the changes put in place to ensure social distancing.***

***You can use this guide to help you choose what you want to see and do at the National Maritime Museum.***

***This is the National Maritime Museum in Greenwich.***



***You can enter the Museum from Romney Road. You will need to pre-book your free ticket.***


***You may need to queue to come inside.***



***There are lots of things to see and do at the Museum.***

***The Museum is open everyday.***

***The Museum opens at 10am.***



***The Museum closes at 5:00pm.***



***When you come inside you will need to show your ticket. This might be on a phone or a printed piece of paper.***




***Staff might be wearing a face mask or face shield. Some staff might not be wearing either.***

***If you are over 11 years old and not exempt, you will need to wear a face covering.***


***If you are exempt, you will not need to wear a face covering.***



***You will find hand sanitising stations around the Museum. You can use these to keep your hands clean.***



***There is a one-way system in place at the Museum. This means you need to follow the signs to take you around the Museum.***





***When you arrive you can pick up a trail from the Play and Explore trolley to help you explore the galleries!***



***When you come inside, you will pass the visitor toilets.***

***Because of the one-way system, you will not be able to return to these toilets once you have passed them.***



***You might have to queue for the toilet. You can queue outside the toilets. Please leave 2 metres between you and the person in front of you in the queue.***





***To go into the Museum galleries, follow the one-way system through the shop, and around the ground floor.***



***You can follow the arrows to go upstairs into the galleries, or towards the exit and café.***

***On Level 2 of the Museum you can see:***



***Polar Worlds***



***Tudor and Stuart Seafarers***



***Nelson, Navy, Nation***

***If you want to come down from Level 2, there are two lifts and staircases that you can use.***

***To use a lift, please speak to a member of staff as this helps us maintain social distancing measures.***

***Only two people can use the lift at one time.***



***The first lift and set of stairs you can use are after the 'Tudor and Stuart Seafarers' gallery.***



***The second lift and set of stairs you can use are after the 'Nelson, Navy, Nation' gallery.***



***You can go to Level 1 or the Ground Floor.***



***On the Level 1 of the Museum you can see:***



***Sea Things***



***Pacific Encounters***



***Atlantic Worlds***



***Traders***



***The Great Map***

***To go down a level, to the Ground floor, you can use the lifts and stairs again.***

***On the Ground floor, follow the one-way system to leave the Museum or go to the shop or café.***

***Go through the corridor with the lanterns hanging from the ceiling.***





***If you need something to eat at the National Maritime Museum:***



***You can eat in the Parkside Café on the ground floor, or in the outside area.***



***You can eat in the park***



***If you want to go somewhere quiet you can:***



***Go to the Voyagers Gallery on the ground floor***

***Or you can speak to a member of staff who will help you.***

## ***Useful places***

### **The toilets**

***By the entrance to the Museum.***

***By the exit of the Museum, accessed by leaving the Museum and coming back inside through the café.***



### **The Changing Places Facility**

***By the Parkside entrance. You will need to walk through the shop.***

***There is no key required to use this facility.***

***Please bring your own sling.***



### **The lifts**

***You can go up in the lift by the AHOY gallery.***

***You can come down in the lift by the Nelson, Navy, Nation and Atlantic Worlds galleries.***

***You can also come down in the lift by Sea Things and Tudors and Stuart Seafarers.***

***To use any lift, please speak to a member of staff to help us maintain social distancing.***



## ***Useful information***

***If you would like to sit down  
You can find seats in galleries  
and around the Museum.  
Please leave space between  
you and other people to help  
with social distancing.***



***If you find the Museum too noisy  
You can borrow ear defenders from  
either of the Welcome Desks.***



***You can download a sensory map of the National Maritime Museum  
from the website: <https://www.rmg.co.uk/plan-your-visit/facilities-access>***



***If you need help from a member of staff you can look for:***



***Someone in a purple shirt***



***Someone in a blue shirt***



***Someone in a black shirt***



***Everyone who works at the Museum wears a badge!***

*If you have any questions then you can speak to a member of staff.*

*The Ticket Bookings office is open 9am—4pm, Monday-Friday:*

*Tel: +44 (0)20 8312 6608 | Email: [bookings@rmg.co.uk](mailto:bookings@rmg.co.uk)*