



NATIONAL
MARITIME MUSEUM
GREENWICH

You've been royally framed: Visual Guide

When you get to the Museum

'You've been royally framed' is an after hours event at the National Maritime Museum. It takes place after the Museum shuts. During this event only one part of the Museum will be open.

The doors will open at 5:30pm.



You will need to come to the Sammy Ofer Wing on the Park Side of the Museum. The gates are on King William Way and a member of the Museum staff will be there to greet everyone.



When you come in

When you come in, a member of staff will ask for your names and tickets. They will tell you what you can do during the Moonlight Explorers event.

By the entrance there is a café and a shop. The shop will be open, but the café will be closed. You can use it for picnics though.

There are also some screens around that play videos without sound.

The rest of the Museum will be shut.



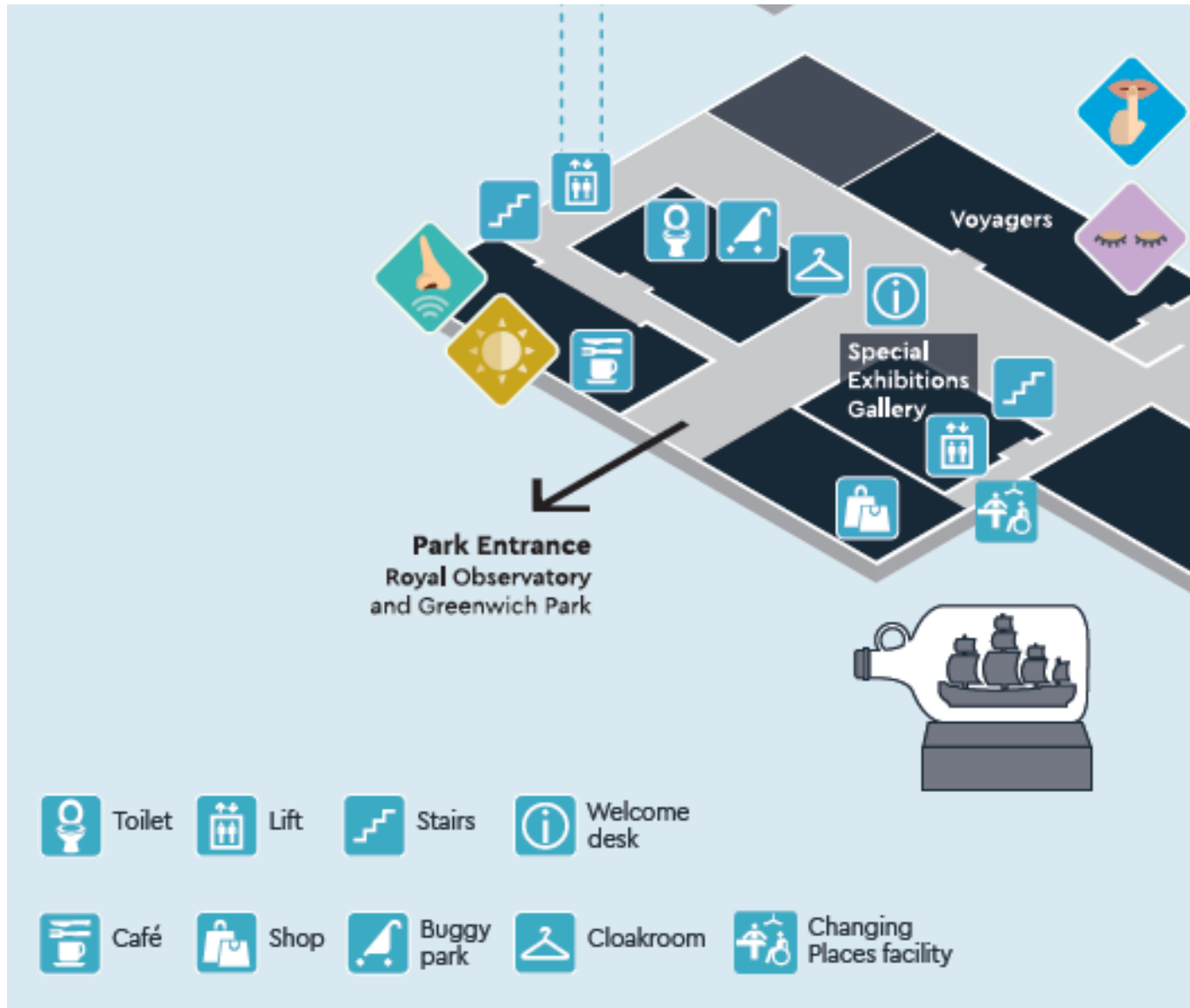
The welcome area



The café



The shop



This is a map of the Sammy Ofer Wing. It shows the Special Exhibition Gallery, which is where the 'Tudors to Windsors' exhibition is.

Useful Places



There are toilets by the Café and a Changing Places facility by the shop.



The Voyagers Gallery will be open as a quiet space.



The café will not be serving food or drink, but the space will be open.



There are some ear defenders and children's sunglasses that can be borrowed if you speak to a member of staff.

People you may meet



Learning staff will be around throughout and they all wear badges.



Visitor Experience staff wear blue uniform. They also wear a badge and carry a radio.

Anyone who works at the Museum can help if there are any problems.

Going to the exhibition

The exhibition is on the lower ground floor. To get to the exhibition you can go down the stairs or down in the lift.

At the bottom of the stairs, outside the exhibition entrance, are toilets, somewhere to sit and a chance to do an activity.



Lift



Stairs

Activities you can do



There are two different activities that you can take part in.



Calmer spaces

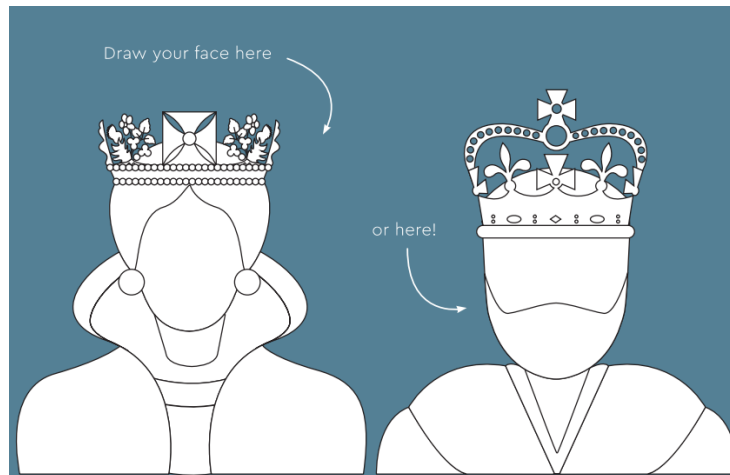


Voyagers

In the Voyagers Gallery you can take a break and have a quiet moment.



You can go into the exhibition and look at the paintings.



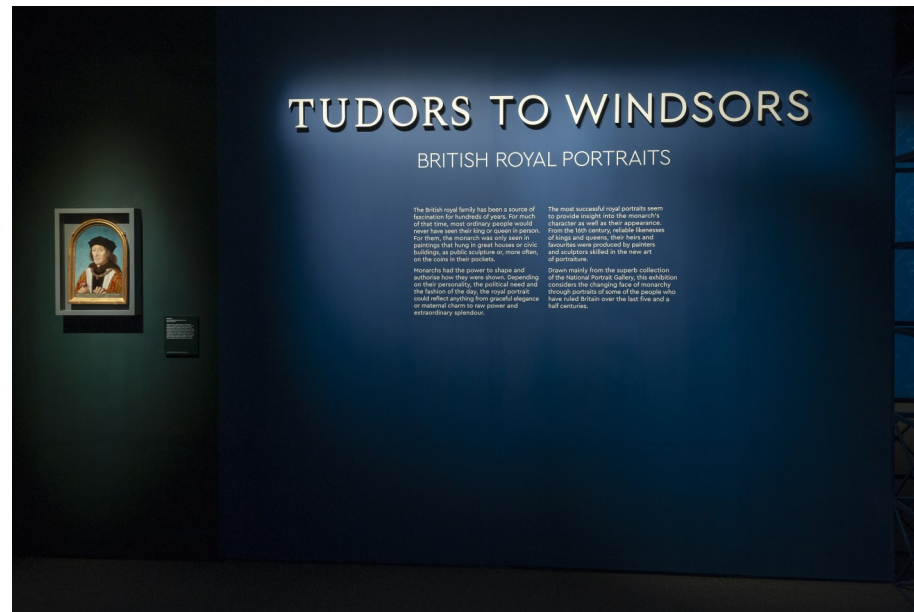
You can pick up a trail to use in the exhibition.

Inside the exhibition

Tudors to Windsors is about the last 500 years of British monarchy. The exhibition has lots of paintings and photographs of the royal family, as well as some objects such as clothing and medals.

For this event, the lights have been turned up slightly. The interactives have been left on but you don't have to use them. There are no noises from any of the interactives.

The gallery has air conditioning. It is cooler than the rest of the Museum and there is some background noise from the AC.



You can leave the exhibition at any point and come back later if you would like.

Section 1 is about the Tudors. The walls in this section are dark green.

Here you will see lots of portraits and some objects, including a suit of armour and medals.

There is an interactive about symbolism in paintings. It has no noise and you can choose not to use it.



Section 2 is about the Stuarts. The walls in this section are dark blue.

Here you will see lots of portraits and some medals.

There is an interactive about medals. It has no noise and you can choose not to use it.



There is a bench in this section if you would like to sit down for a bit.



Section 3 is about the Georgians. The walls in this section are turquoise.

Here you will see lots of portraits, some medals and small portraits called miniatures.

There is an interactive about cartoons. It has no noise and you can choose not to use it.



Section 4 is about the Victorians. The walls in this section are dark purple.

Here you will see lots of portraits, some photographs, some statues called 'busts', medals and stamps. There is also a sailor outfit that was worn by the Prince of Wales.

There is an interactive about photographs. It has no noise and you can choose not to use it.



There is a bench in this section if you would like to sit down for a bit.



Section 5 is about the Windsors. The walls in this section are dark blue.

Here you will see some portraits, some photographs, stamps and medals. There is also a uniform worn by Edward VIII.

In this section there is a film in black and white. The sound has been turned off.



There is a bench in this section if you would like to sit down for a bit.



At the end of section 5, there is an image of the Queen. This image is a holographic image. This means that it looks slightly different from different angles. It is backlit, making it appear bright.



There is a bench in this section if you would like to sit down for a bit.



If we all need to leave the Museum quickly:

If we need to leave quickly during the Moonlight Explorers event, you will hear an alarm ringing in the building. That means we all need to leave the building quickly and calmly. Just follow a member of staff or these signs.



At the end of the event

The event finishes at 8pm.

You will leave the Museum through the same entrance that you came in.

