




NATIONAL  
MARITIME MUSEUM  
GREENWICH

# A Right Royal Event: Visual Guide

## When you get to the Museum

A Right Royal Event is happening from 09:00 - 11:00 am in the Tudors to Windsors exhibition and the foyer immediately outside of it. These spaces will be closed to the public between 09:00 - 11:00. The rest of the museum will be closed until 10:00 when members of the public will arrive.

The doors will open at 9.00am.



You will need to come to the Sammy Ofer Wing on the Park Side of the Museum. The gates are on King William Way.



## When you come in

When you come in, a member of staff will ask for your names and tickets. They will tell you what you can do during the event.

The shop and cafe will be open from 10am and will be accessible to the public as well.

The rest of the museum will be closed between 09:00 - 10:00. You will be able to visit the rest of the museum from 10:00 if you choose to. There are some screens around that play videos without sound.

The rest of the Museum will be shut until 10am.



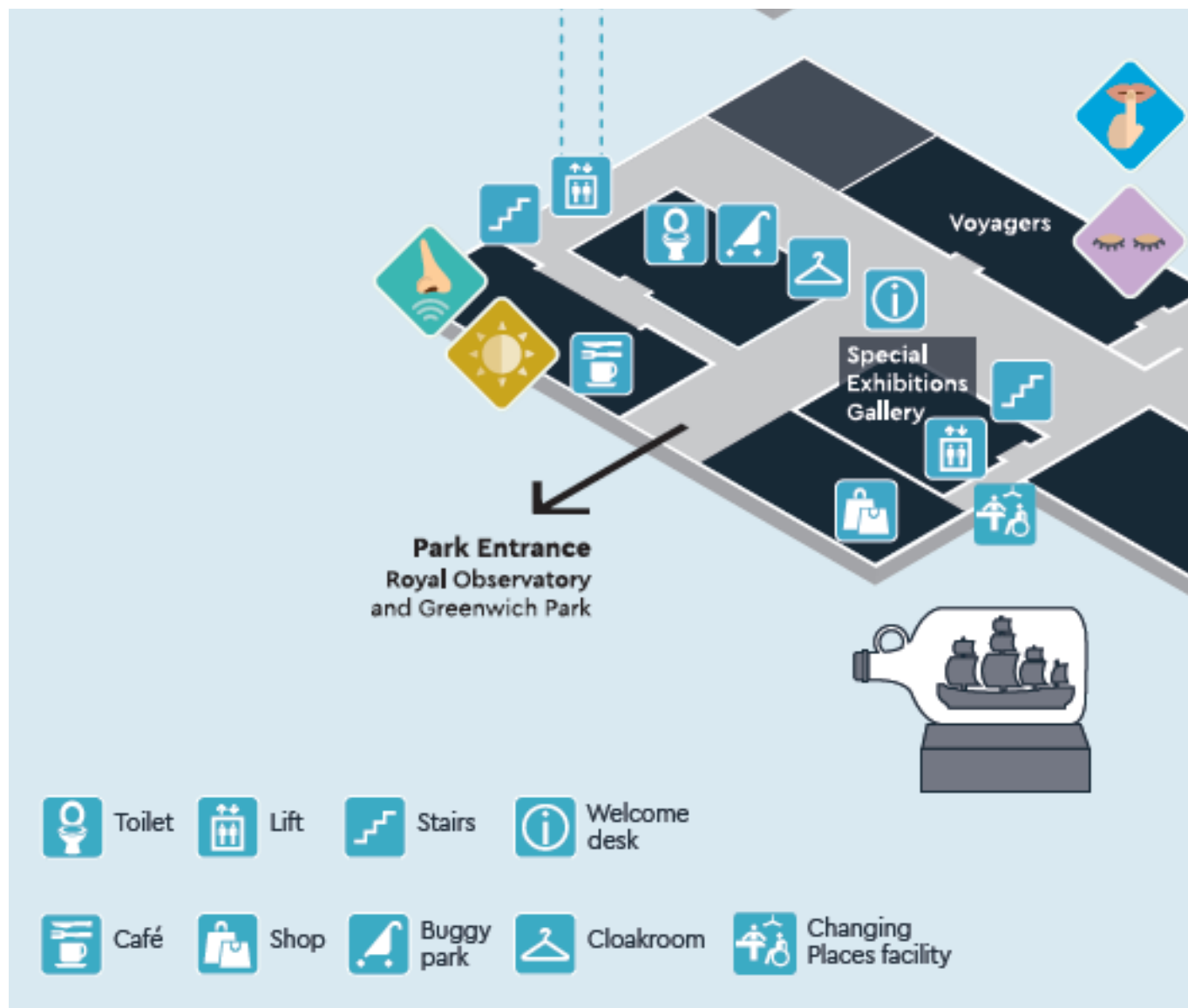
The welcome area



The café



The shop



This is a map of the Sammy Ofer Wing. It shows the Special Exhibition Gallery, which is where the 'Tudors to Windsors' exhibition is.



T r d e g k O z b d r



There are toilets by the Café and a Changing Places facility by the shop.



The Learning Space will be open as a quiet space. A member of staff will take you here.



The café will be serving food or drink from 10am.



There are some ear defenders that can be borrowed if you speak to a member of staff.

Odñod>xñt>† z x>† dđə



Learning staff will be around throughout and they all wear badges.




Visitor Experience staff wear blue uniform. They also wear a badge and carry a radio.

Anyone who works at the Museum can help if there are any problems.

## Going to the exhibition


The exhibition is on the lower ground floor. To get to the exhibition you can go down the stairs or down in the lift.

At the bottom of the stairs, outside the exhibition entrance, are toilets, somewhere to sit and a chance to do an activity.





## Activities you can do



There are activities that you can take part in.



In the Learning Space you can take a break and have a quiet moment.

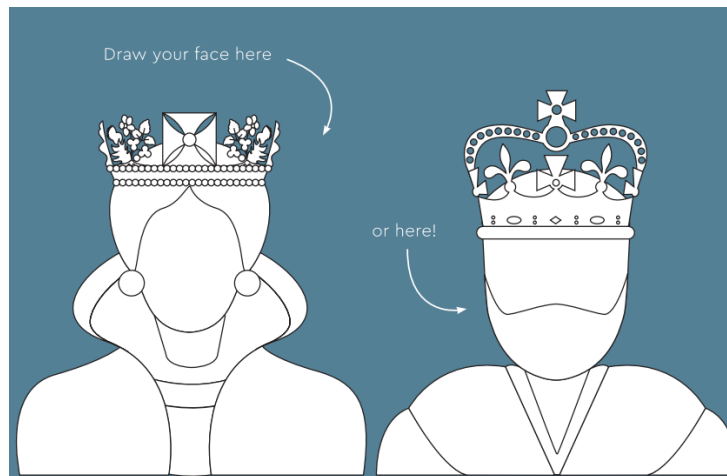
Calmer spaces



Voyagers



You can go into the exhibition and look at the paintings.



You can pick up a trail to use in the exhibition.

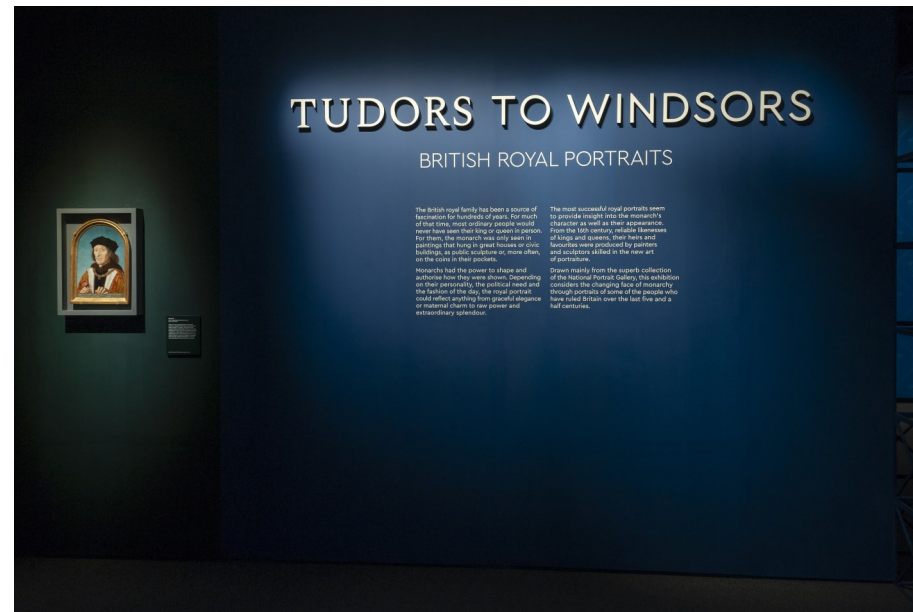


## Inside the exhibition

*Tudors to Windsors* is about the last 500 years of British monarchy. The exhibition has lots of paintings and photographs of the royal family, as well as some objects such as clothing and medals.

For this event, the lights have been turned up slightly. The interactives have been left on but you don't have to use them. There are no noises from any of the interactives.

The gallery has air conditioning. It is cooler than the rest of the Museum and there is some background noise from the AC.



You can leave the exhibition at any point and come back later if you would like.

Section 1 is about the Tudors. The walls in this section are dark green.

Here you will see lots of portraits and some objects, including a suit of armour and medals.

There is an interactive about symbolism in paintings. It has no noise and you can choose not to use it.





Section 2 is about the Stuarts. The walls in this section are dark blue.

Here you will see lots of portraits and some medals.

There is an interactive about medals. It has no noise and you can choose not to use it.



There is a bench in this section if you would like to sit down for a bit.



Section 3 is about the Georgians. The walls in this section are turquoise.  
Here you will see lots of portraits, some medals and small portraits called miniatures.  
There is an interactive about cartoons. It has no noise and you can choose not to use it.





Section 4 is about the Victorians. The walls in this section are dark purple.

Here you will see lots of portraits, some photographs, some statues called 'busts', medals and stamps. There is also a sailor outfit that was worn by the Prince of Wales.

There is an interactive about photographs. It has no noise and you can choose not to use it.



There is a bench in this section if you would like to sit down for a bit.



Section 5 is about the Windsors. The walls in this section are dark blue.

Here you will see some portraits, some photographs, stamps and medals. There is also a uniform worn by Edward VIII.

In this section there is a film in black and white. The sound has been turned off.



There is a bench in this section if you would like to sit down for a bit.



At the end of section 5, there is an image of the Queen. This image is a holographic image. This means that it looks slightly different from different angles. It is backlit, making it appear bright.



There is a bench in this section if you would like to sit down for a bit.





## **If we all need to leave the Museum quickly:**

If we need to leave quickly during the Moonlight Explorers event, you will hear an alarm ringing in the building. That means we all need to leave the building quickly and calmly. Just follow a member of staff or these signs.





## **At the end of the event**

The event finishes at 11am.

You can leave the Museum through the same entrance that you came in or you can explore the rest of the Museum.

