



# Access Guide - *The Cutty Sark*

## Planning your visit

*The Cutty Sark* is located in the centre of Greenwich on King William Walk, a short distance from the DLR station, multiple bus stops and the pier for transportation via the river, with the closest National Rail stations being **Maze Hill** and **Greenwich**.

*The Cutty Sark* is located less than 100m from a tourist information centre, that can offer you further information on transportation to and from the area.

There are public bike racks in front of the main entrance to the ship.

The closest car park is "*The Cutty Sark Gardens Car Park*", located underneath Cutty Sark Gardens.



## Entrance

Entrance to *The Cutty Sark* requires the purchase of a ticket. A variety of options and combination tickets are available. For further information regarding tickets offered or for any queries regarding concessionary entry please visit [www.rmg.co.uk](http://www.rmg.co.uk) or contact 020 8312 6608.

The main entrance to *The Cutty Sark* utilises automatic doors and is located at street level.

From the main entrance the ship can be reached via a bridge with a very slight incline, and the dry berth can be accessed either via lift or by stairs.

The doorway to the ship measures 100cm in width and there is a significant change in lighting when entering The Lower Hold, as it is dimly lit inside.

There is a lower height desk at the admissions area, at 75cm high.



## Smartify – Audio Tour

A free audio tour is available through downloading the Smartify app. This tour is available in a variety of languages and also has options for subtitles or British Sign Language.

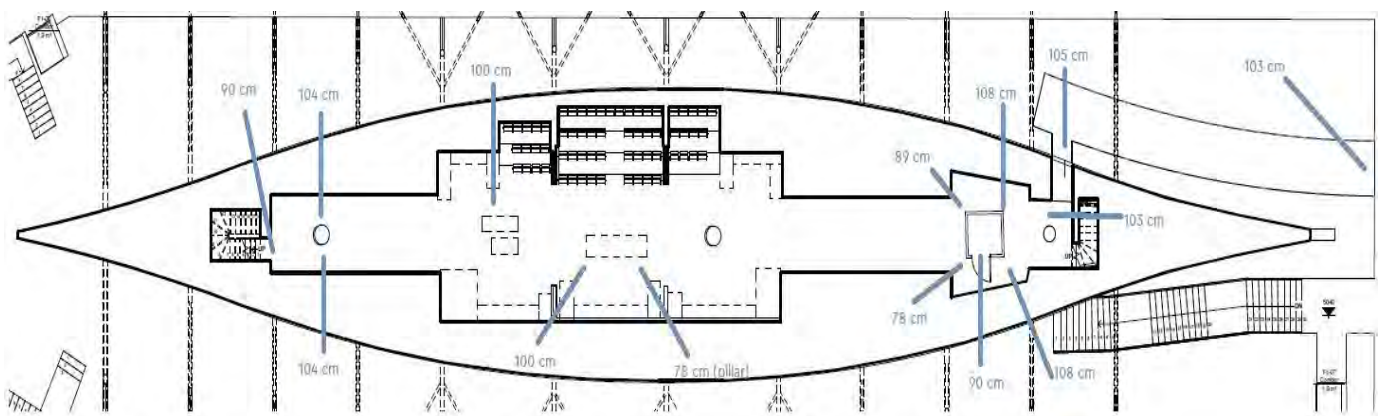
It is recommended to download Smartify in advance and bring your own headphones as we are not able to offer any on site.

## Getting around and recommended route

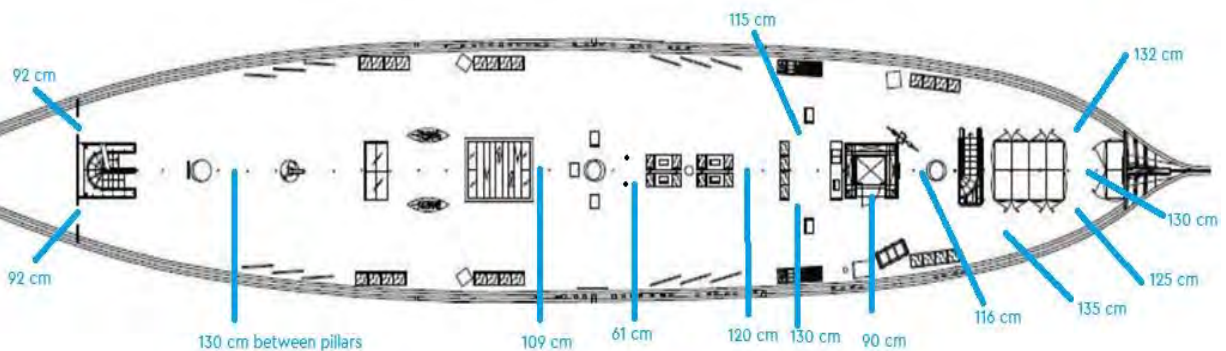
When inside the ship there is a recommended route in place, which will take you through the lower hold working your way up and around the tween deck, before reaching the main deck and then taking you to level -1 in the dry berth underneath the ship.

Please see the images below for width restrictions on the different levels and to familiarize yourself with the layout of the ship. (Zoom in for detail)

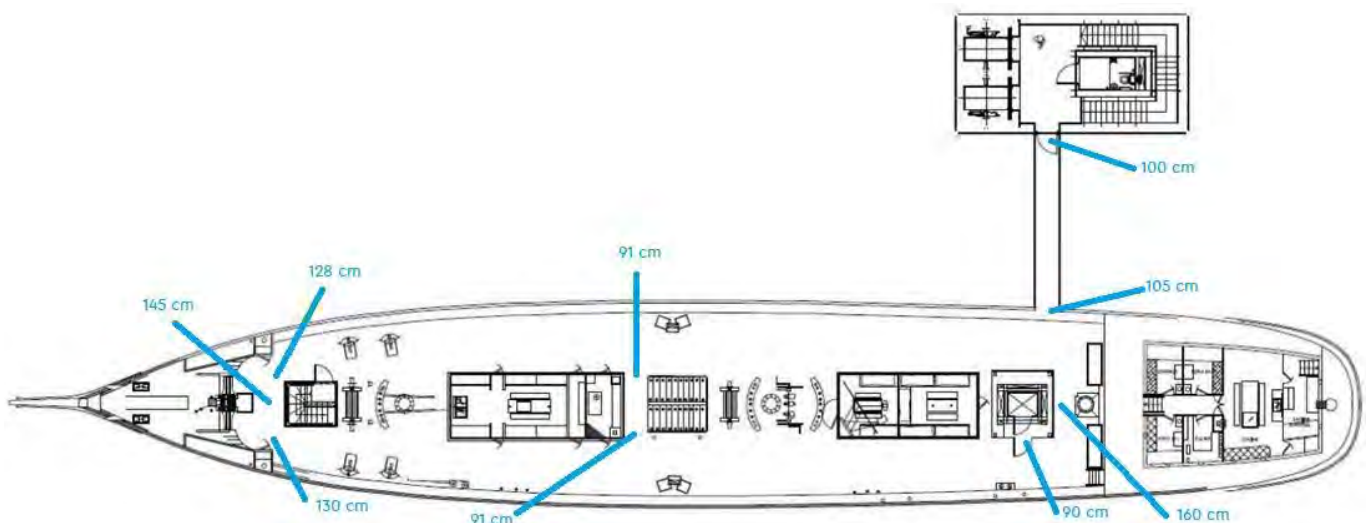
Lower Hold



Tween Deck



Main Deck






## Getting around and recommended route

When inside the ship there is a recommended route in place. You will start your visit in *The Lower Hold* where you will learn about the tea trade and voyages of *The Cutty Sark*.

The Lower Hold is dimly lit and has some narrow sections, the tightest being 80 cm on the left of the lift, with a slightly larger 90cm on the other side.


The floor is wooden in the style of old tea-chests, and can be slightly uneven in places.





Then make your way up to *The Tween Deck* via the stairs or lift. The staircase at the back of the ship by the entrance has 12 steps, and the staircase at the front 12 steps.

Staircase is 80cm wide






## The Tween Deck

*The Tween Deck* will tell you more about the history of the ship and it's time under Portuguese ownership, the daily lives of the crew, and it's other cargoes.

*The Tween Deck* has a very low ceiling in places and a slight sloping gradient towards the sides of the ship.

From *The Tween Deck* you will make your way to *The Main Deck* via stairs or the lift.

The staircase connecting the tween deck and main deck has 12 steps, and also requires a change in direction whilst climbing.





## *The Main Deck*

*The Main Deck* is often visitors favourite part of the ship and will show you the crews' quarters, the rigging, and give you a real experience of life at sea






On the main deck there are certain areas that are only accessible via step access. The anchor deck and Liverpool house can only be accessed via a short staircases of 5 steps respectively. The majority of the deck is level and accessible step free.

Access to some cabins is restricted due to the frame of the door being raised 25cm from floor level.

The interior of the Liverpool House is able to be viewed via a video recording displayed next to the lift

An example of the staircase to the Captain's quarters is pictured below:






To leave the ship and make your way to *The Dry Berth* you will need to cross this bridge and then take the lift or stairs down to Level -1.

The width of this doorway is 100cm.

The staircase to take you from the main deck to the dry berth (-1) consists of multiple flights of stairs with a total of 61 steps.






## *The Dry Berth*

In *The Dry Berth* you can walk underneath the hull of the ship and see the worlds largest collection of merchant navy figureheads.

The dry berth is predominantly lit by natural light

The flooring is tiled and level. Access to a viewing platform and the exit are accessible via platform lifts. Dimensions will be given on following pages.





The café is situated in *The Dry Berth* underneath the hull of the ship. You will need to order at the counter and self-serve on a number of products.





## Lifts


- There are a total of 5 lifts on site.
- The two platform lifts situated in *The Dry Berth* providing access from street level to -1, and the internal lift inside the ship are 145cm deep with a doorway width of 0.9m and maximum load of 4 people.
- There is a handrail inside at 90cm height.
- To operate these 3 lifts the button for desired floor must be pushed and held down for the entire duration of the journey.





The two lifts situated in the access tower provide access between *The Main Deck*, street level and level -1.

These lifts are larger – measuring 90cm rail to rail and 215cm door to back handrail. These lifts can be operated by one push of the button. These lifts have a mirror opposite the door for aid in reversing any vehicles.



- Toilets

The main toilets are located next to the café in *The Dry Berth* underneath the ship.

There is an accessible toilet located at the top of the access tower across the bridge from *The Main Deck*, and a second located next to the main toilets at level -1 by the café.

There is also an accessible cubicle in both the men's and women's toilets.

- *The doors to each of these open outwards by pulling a handle, which is 0.9m high.*
- *There are horizontal and vertical handrails on the inside of the door at 0.9m high*
- *To lock the door, once closed, turn the handle upwards*
- *The room of the toilet at the top of tower is 1.6m wide while the room of the toilet at the base of tower is 1.5m wide. All other measurements for these 2 rooms match.*
- *The toilet is at a height of 0.46m*
- *There is a full length mirror on the left as you enter the toilet*
- *The sink is at 0.75m height*

*In case of emergency or If you require assistance, pull the red cord which hangs by the toilet*







## Wheelchairs

Wheelchairs for use during your visit are available to reserve in advance, please contact **020 858 4422** with any enquiries.

Please note that:

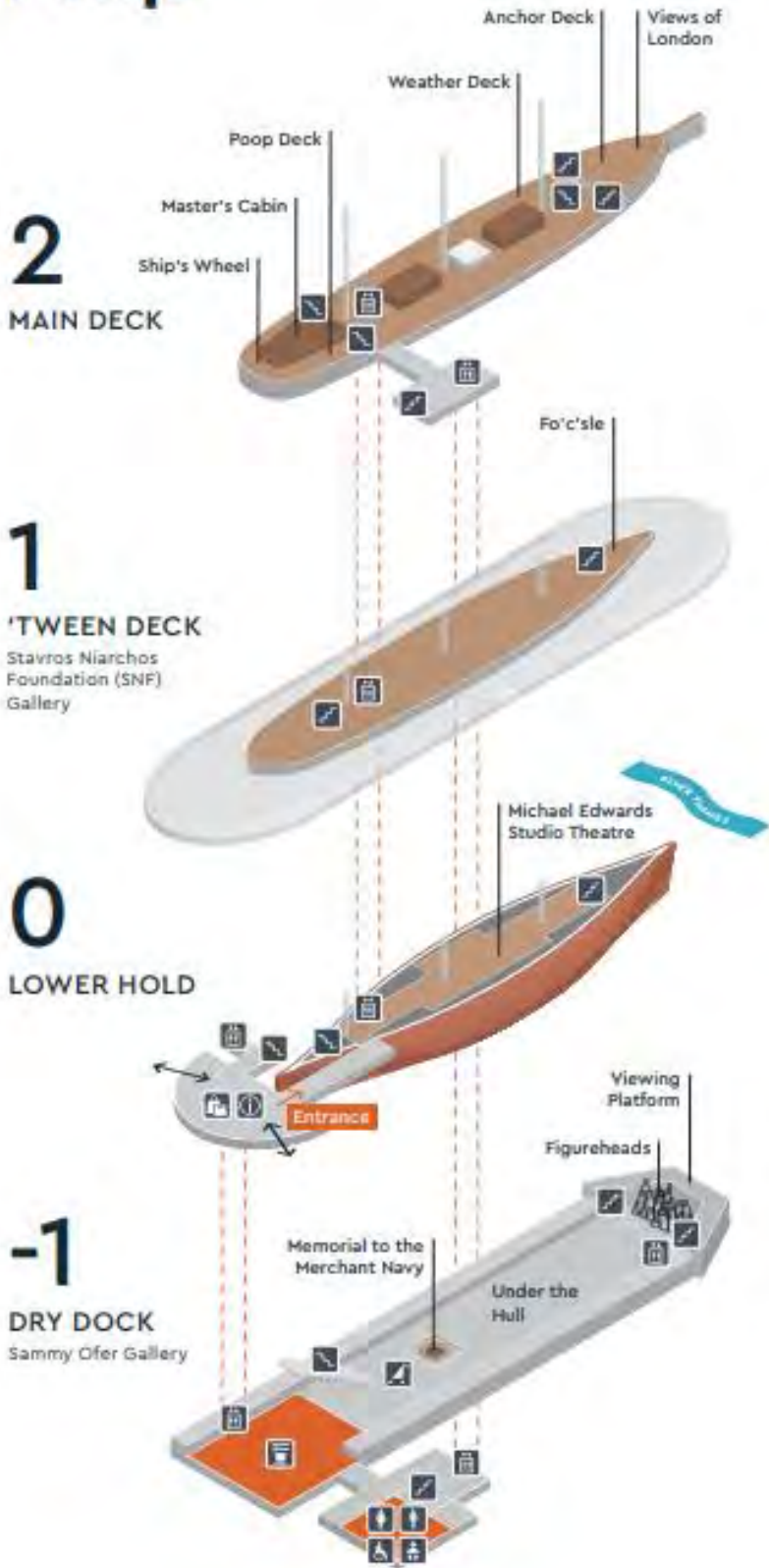
Assistance is not provided with a wheelchair  
The wheelchair cannot be taken off-site, even if  
visiting another RMG site

*(For health and safety reasons in the case of an  
emergency evacuation only one wheelchair user  
can be on each deck of the ship at any one time)*



This is a map of *The Cutty Sark* to help you navigate

# Map



## Useful Information

- Ear Defenders are available from the ticket desk on request

- We offer five accessible parking bays for visitors to any of our sites free of charge at this location, and we ask visitors to pre-book a space by contacting the Bookings & Customer Service team on

**0208 312 6608**

[bookings@rmg.co.uk](mailto:bookings@rmg.co.uk)

Disabled parking is also available in Greenwich town centre. Cutty Sark Gardens Car Park (SE10 9HT) is the nearest car park to *Cutty Sark*, and this facility is managed by Greenwich Council. Please find contact details below

**020 8921 4339**

[parking@royalgreenwich.gov.uk](mailto:parking@royalgreenwich.gov.uk)



## Contact information

For any enquiries regarding tickets or further questions please contact the Bookings department.

The tickets booking office is open 9am – 5pm, Monday to Sunday.

**Tel:** +44 (0)20 8312 6608 | **Email:** [bookings@rmg.co.uk](mailto:bookings@rmg.co.uk)

You can also book tickets online at any time.